

SWOS Commander

Eye and Eye, Grommet, or adjustable synthetic lifting sling.



Description

Take command of your lift. The SWOS Commander features a series of three different versions of our synthetic lifting sling, fabricated with Samson's high-performance AmSteel®-Blue. Versatile and durable, the SWOS Commander provides an adaptable rigging solution to heavy engineered-lifts in various industries. As more projects continue to push the payload of standard engineered-lifts, traditional lifting slings can present additional costs delays, safety risks and limitations within daily operations. Due to its high strength, longer service life, ease of handling and robust construction, the SWOS Commander ensures you get the most out of your lift, while reducing the overall head count of rigging personnel. With a variety of sizes available in eye and eye, grommet, or adjustable construction, the SWOS Commander provides the most efficient rigging solution to fit your operations. To protect the bearing surface of each sling, chafe gear options such as DC-Gard and Chafe-Pro® are available for installment upon request.

Product Code:
872

Fiber (Core/Cover):
Dyneema®, SK-78, SK-75

Specific Gravity:
0.98 (floats)

Features

- Substantial weight reduction compared to wire slings
- Saves time and reduces need for multiple rigging personnel
- Flexible
- Floats
- High strength
- Flex-fatigue resistant
- Lightweight
- Maximum strength-to-weight ratio
- Samthane coated
- No contact damage to payload

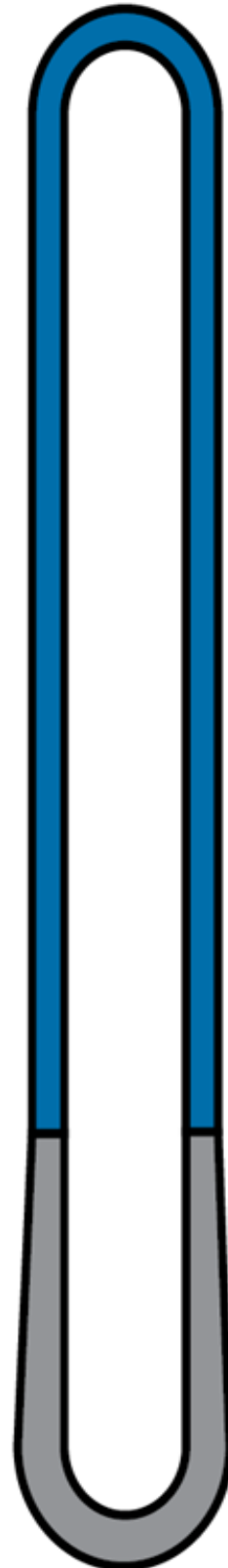
Applications

- Wire Rope Replacement
- Lifting Slings
- Engineered Lifts
- Commercial Marine
- Utility
- Industrial
- Offshore
- Mining

SWOS Commander

Specifications: Grommet

<i>Part Number</i>	<i>Diameter (in)</i>	<i>Diameter. (MM)</i>	<i>MBS (Tonnes)</i>	<i>WLL at 5:1 (Tonnes)</i>
SWOS-CMD-G-5	1/4	6	5.8	1.2
SWOS-CMD-G-9	5/16	7	9.2	1.8
SWOS-CMR-G-13	3/8	9	13.2	2.6
SWOS-CMD-G-16	7/16	11	16.2	3.2
SWOS-CMD-G-23	1/2	12	22.9	4.6
SWOS-CMD-G-27	9/16	14	27.2	5.4
SWOS-CMD-G-35	5/8	16	35.6	7.1
SWOS-CMD-G-43	3/4	19	43.4	8.7
SWOS-CMD-G-55	13/16	20	55.3	11.1
SWOS-CMD-G-61	7/8	22	61.2	12.2
SWOS-CMD-G-73	1	25	73.4	14.7
SWOS-CMD-G-90	1-1/16	27	90.3	18.1
SWOS-CMD-G-99	1-1/8	28	99.7	19.9
SWOS-CMD-G-111	1-1/4	31	111.2	22.2
SWOS-CMD-G-124	1-5/16	33	123.9	24.8
SWOS-CMD-G-138	1-3/8	35	138.1	27.6
SWOS-CMD-G-153	1-1/2	38	153.6	30.7
SWOS-CMD-G-171	1-9/16	39	171.6	34.3
SWOS-CMD-G-191	1-5/8	41	191.4	38.3
SWOS-CMD-G-206	1-11/16	43	206.3	41.3
SWOS-CMD-G-226	1-3/4	44	226.1	45.2
SWOS-CMD-G-257	2	51	257.4	51.5
SWOS-CMD-G-282	2-1/16	52	282.2	56.4
SWOS-CMD-G-308	2-1/8	54	308.6	61.7
SWOS-CMD-G-361	2-1/4	57	361.4	72.3
SWOS-CMD-G-396	2-1/2	63	396	79.2
SWOS-CMD-G-445	2-5/8	66	445.5	89.1
SWOS-CMD-G-495	2-3/4	70	495	99
SWOS-CMD-G-561	3	76	561	112.2
SWOS-CMD-G-620	3-1/8	79	620.4	124.1
SWOS-CMD-G-678	3-1/4	82	678.2	135.6
SWOS-CMD-G-754	3-3/8	85	754.1	150.8
SWOS-CMD-G-788	3-1/2	89	788.7	157.7
SWOS-CMD-G-983	3-5/8	92	983.4	196.7
SWOS-CMD-G-1095	3-3/4	95	1095.6	219.1
SWOS-CMD-G-1226	4	101	1226	245.2
SWOS-CMD-G-1366	4-1/4	108	1366.2	273.2
SWOS-CMD-G-1513	4-1/2	114	1513.1	302.6
SWOS-CMD-G-1658	4-5/8	117	1658.3	331.7
SWOS-CMD-G-1811	5	127	1811.7	362.3
SWOS-CMD-G-1973	5-1/4	133	1973.4	394.7
SWOS-CMD-G-2143	5-1/2	139	2143.4	428.7
SWOS-CMD-G-2319	5-3/4	146	2319.9	464
SWOS-CMD-G-2404	6	152	2404.1	480.8
SWOS-CMD-G-2496	6-1/8	155	2496.5	499.3
SWOS-CMD-G-2679	6-1/4	159	2679.6	535.9
SWOS-CMD-G-2882	6-1/2	165	2882.6	576.5
SWOS-CMD-G-2970	6-5/8	168	2970	594



COMPLETED PRODUCTS | SWOS COMMANDER


COMPLETED PRODUCTS



SWOS Commander

Specifications (Continued): Eye and eye

<i>Part Number</i>	<i>Diameter (in)</i>	<i>Diameter. (MM)</i>	<i>MBS (Tonnes)</i>	<i>WLL at 5:1 (Tonnes)</i>
SWOS-CMD-E-4	1/4	6	3.5	0.7
SWOS-CMD-E-5	5/16	8	5.6	1.1
SWOS-CMD-E-8	3/8	9	8	1.6
SWOS-CMD-E-9	7/16	11	9.8	2
SWOS-CMD-E-14	1/2	12	13.9	2.8
SWOS-CMD-E-16	9/16	14	16.5	3.3
SWOS-CMD-E-21	5/8	16	21.6	4.3
SWOS-CMD-E-26	3/4	19	26.3	5.3
SWOS-CMD-E-33	13/16	20	33.5	6.7
SWOS-CMD-E-37	7/8	22	37.1	7.4
SWOS-CMD-E-44	1	25	44.5	8.9
SWOS-CMD-E-54	1-1/16	27	54.7	10.9
SWOS-CMD-E-60	1-1/8	28	60.4	12.1
SWOS-CMD-E-67	1-1/4	32	67.4	13.5
SWOS-CMD-E-75	1-5/16	33	75.1	15
SWOS-CMD-E-83	1-3/8	35	83.7	16.7
SWOS-CMD-E-93	1-1/2	38	93.1	18.6
SWOS-CMD-E-104	1-9/16	39	104	20.8
SWOS-CMD-E-116	1-5/8	41	116	23.2
SWOS-CMD-E-125	1-11/16	43	125	25
SWOS-CMD-E-137	1-3/4	44	137	27.4
SWOS-CMD-E-156	2	51	156	31.2
SWOS-CMD-E-171	2-1/16	52	171	34.2
SWOS-CMD-E-187	2-1/8	54	187	37.4
SWOS-CMD-E-219	2-1/4	57	219	43.8
SWOS-CMD-E-240	2-1/2	63	240	48
SWOS-CMD-E-270	2-5/8	66	270	54
SWOS-CMD-E-300	2-3/4	70	300	60
SWOS-CMD-E-340	3	76	340	68
SWOS-CMD-E-376	3-1/8	79	376	75.2
SWOS-CMD-E-411	3-1/4	82	411	82.2
SWOS-CMD-E-457	3-3/8	85	457	91.4
SWOS-CMD-E-478	3-1/2	89	478	95.6
SWOS-CMD-E-596	3-5/8	92	596	119.2
SWOS-CMD-E-664	3-3/4	95	664	132.8
SWOS-CMD-E-743	4	101	743	148.6
SWOS-CMD-E-828	4-1/4	108	828	165.6
SWOS-CMD-E-917	4-1/2	114	917	183.4
SWOS-CMD-E-1005	4-5/8	117	1005	201
SWOS-CMD-E-1098	5	127	1098	219.6
SWOS-CMD-E-1196	5-1/4	133	1196	239.2
SWOS-CMD-E-1299	5-1/2	139	1299	259.8
SWOS-CMD-E-1406	5-3/4	146	1406	281.2
SWOS-CMD-E-1457	6	152	1457	291.4
SWOS-CMD-E-1513	6-1/8	155	1513	302.6
SWOS-CMD-E-1624	6-1/4	159	1624	324.8
SWOS-CMD-E-1747	6-1/2	165	1747	349.4



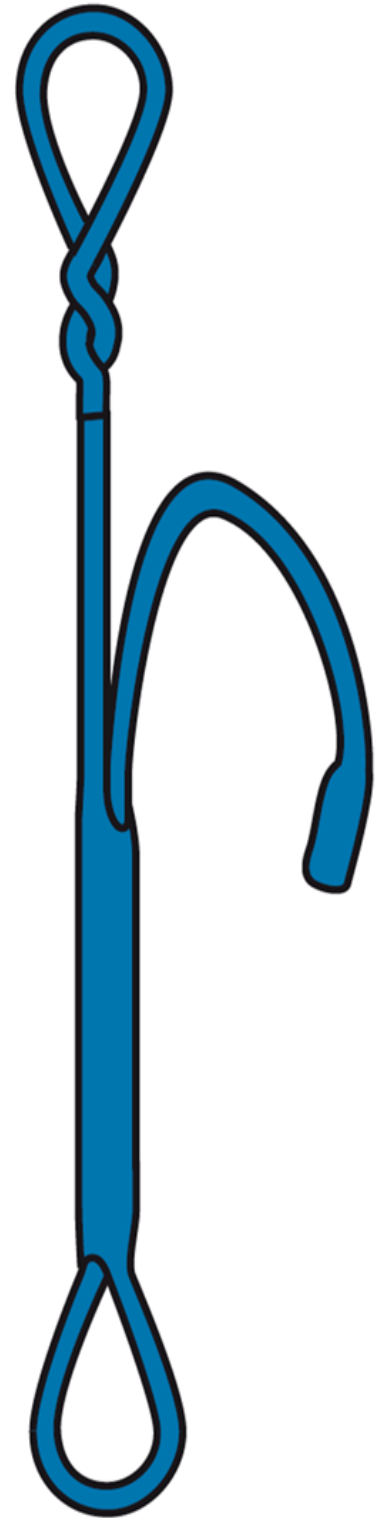
COMPLETED PRODUCTS | SWOS COMMANDER

COMPLETED PRODUCTS

SWOS Commander

Specifications (Continued): Adjustable

Part Number	Diameter (in)	Diameter. (MM)	MBS (Tonnes)	WLL at 5:1 (Tonnes)	Minimum Length (ft)
SWOS-CMD-A-3	1/4	6	3.2	0.64	1.3
SWOS-CMD-A-5	5/16	8	5.1	1.02	1.6
SWOS-CMD-A-7	3/8	9	7.3	1.46	1.9
SWOS-CMD-A-9	7/16	11	8.9	1.78	2.2
SWOS-CMD-A-12	1/2	12	12.7	2.54	2.6
SWOS-CMD-A-15	9/16	14	15.1	3.02	2.9
SWOS-CMD-A-19	5/8	16	19.7	3.94	3.2
SWOS-CMD-A-22	3/4	19	22.2	4.44	3.8
SWOS-CMD-A-27	13/16	20	27.5	5.5	4.1
SWOS-CMD-A-29	7/8	22	29.8	5.96	4.5
SWOS-CMD-A-34	1	25	34.3	6.86	5.1
SWOS-CMD-A-41	1-1/16	27	41.5	8.3	5.4
SWOS-CMD-A-44	1-1/8	28	44.8	8.96	5.7
SWOS-CMD-A-48	1-1/4	32	48.5	9.7	6.4
SWOS-CMD-A-53	1-5/16	33	53.4	10.68	6.7
SWOS-CMD-A-58	1-3/8	35	58.2	11.64	7
SWOS-CMD-A-62	1-1/2	38	62.5	12.5	7.7
SWOS-CMD-A-103	1-9/16	39	103.9	20.78	8
SWOS-CMD-A-77	1-5/8	41	77.5	15.5	8.4
SWOS-CMD-A-83	1-11/16	43	83.9	16.78	8.8
SWOS-CMD-A-87	1-3/4	44	87.8	17.56	9.2
SWOS-CMD-A-104	2	50	104.3	20.86	10.5
SWOS-CMD-A-114	2-1/16	52	114.3	22.86	10.9
SWOS-CMD-A-124	2-1/8	54	124.9	24.98	11.3
SWOS-CMD-A-146	2-1/4	57	146.8	29.36	11.8
SWOS-CMD-A-160	2-1/2	63	160.8	32.16	13
SWOS-CMD-A-181	2-5/8	66	181.1	36.22	13.9
SWOS-CMD-A-201	2-3/4	70	201.2	40.24	14.7
SWOS-CMD-A-227	3	76	227.6	45.52	16
SWOS-CMD-A-251	3-1/8	79	251.9	50.38	16.4
SWOS-CMD-A-275	3-1/4	82	275.4	55.08	17.2
SWOS-CMD-A-306	3-3/8	85	306.3	61.26	17.7
SWOS-CMD-A-320	3-1/2	89	320	64	18.5
SWOS-CMD-A-398	3-5/8	92	398.7	79.74	19.3
SWOS-CMD-A-449	3-3/4	95	444.9	88.98	19.8
SWOS-CMD-A-497	4	101	497.5	99.5	21
SWOS-CMD-A-555	4-1/4	108	555	111	22.3
SWOS-CMD-A-614	4-1/2	114	614.2	122.84	23.5
SWOS-CMD-A-673	4-5/8	117	673.5	134.7	24.4
SWOS-CMD-A-735	5	127	735.7	147.14	26.5
SWOS-CMD-A-801	5-1/4	133	801.8	160.36	27.8
SWOS-CMD-A-870	5-1/2	139	870.7	174.14	29
SWOS-CMD-A-941	5-3/4	146	941.8	188.36	30.3
SWOS-CMD-A-975	6	152	975.9	195.18	31.5
SWOS-CMD-A-1013	6-1/8	155	1013.5	202.7	32.4
SWOS-CMD-A-1088	6-1/4	159	1088.3	217.66	32.8
SWOS-CMD-A-1166	6-1/2	165	1166.4	233.28	34.5
SWOS-CMD-A-1206	6-5/8	168	1206.2	241.24	34.9



COMPLETED PRODUCTS | SWOS COMMANDER

COMPLETED PRODUCTS